


FlowMaid

Open Channel Flow Meter

MLDM



The **FlowMaid** is a small monitoring device used to record level, flow, volume and discrete events.


It calculates the losses during a SSO event by monitoring surcharge level and using one of the many open channel flow formulas programmed in the instrument.

Years of data can be recorded before filling its memory. Every event shows start and end time, duration, average flow and volume lost. An Excel formatted monthly summary report shows daily cumulative and detailed events. Data can be viewed on screen and through the MaidMaps Web server.

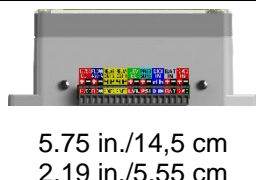


Battery operated enclosure with optional built-in cellular modem


The relay output can be remotely activated or based on start of a SSO event. To maximize battery life, the relay output can be used to interrupt the level sensors power supply or cellular modem.




Front



5.75 in./14,5 cm
2.19 in./5,55 cm
Bottom



5.71 in./14,5 cm
2.19 in./5,55 cm
Top



3.9 in./9,9 cm
2.19 in./5,55 cm
Side



Geographic Web Server

Name/Item No.	FlowMaid / MLDM
Product type	Open Channel Flow Meter
Types of Recorded and Displayed Data (Date & Time Stamped)	Level, Flow, Volume, Volume Lost During Overflow Event,
Level and Flow Accuracy	Based on Level sensor specifications and Flow equation used. See next page for available formulas.
Alarm detection	Max. & Min. Flow
Alarm Actions (Internet or Cell.)	Email, Color Changes on Map
Internet Functions	Email, Level and Flow Displayed on Map
Digital Input and frequency	1, 1 Hz
Analog Inputs (4-20mA, 0-5V, 0-10V, 0-24V)	2, one is required to calculate flow.
Reading speed of analog input	The average of 40 readings is made every second, then used
Analog input accuracy	± 0.1 %.
Outputs	2, Activated based on alarm limits or manually activated, locally or remotely. 1x 4-20mA analog output self-powered
Internal temperature sensor precision	± 3°C
Memory Size	2 GB

Memory (Event Capacity)	100 million events
External Power	12 VDC 1A
Operation Time on external Batteries	The external 12v 15aH rechargeable battery (MLBATRECH12V-15AH) will work for 12 months, but related to sampling rate and communication frequency. It's possible to add a solar panel to increase battery life.
Integrated Battery Charger	For 12v battery (MLBATRECH12V-15AH)
Download Via	USB Drive and Internet
Communication Interface	USB, Ethernet or WIFI (with external module)
Display	128 x 64 Bit Graphic, Backlit
Keyboard	4 Soft Keys
Dimension cm (inches)	11,5 (4,5) x 9,9 (3,9) x 5,6 (2,2)
Weight	0.78 lb/0.35 kg
Information Displayed	Level, flow, Volume Lost During Overflow Event, Historical Data, Setup
Exportable Data	Displayed and Historical
Accessories	External Power Supply, battery, Level Sensor, Mounting Brackets, Cellular Modem, RF modem, float, Submersible enclosure.

FlowMaid

Select the formula for your application:

- Manning
- Manning for open channel
- California pipe
- Rectangular weir with end contractions
- Rectangular weir without end contractions
- V-notch (or triangular) weir
- Trapezoidal (or Cipolletti) weir
- Standard or polynomial flow formula
- Lookup table

